
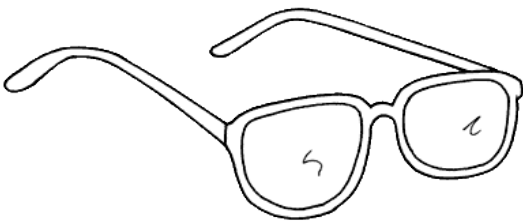








PAROLE CON LA O

✎ ASCOLTA, RIPETI, CERCHIA SOLTANTO LE FIGURE CHE INIZIANO CON LA VOCALE O.

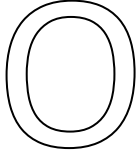


Arriva O

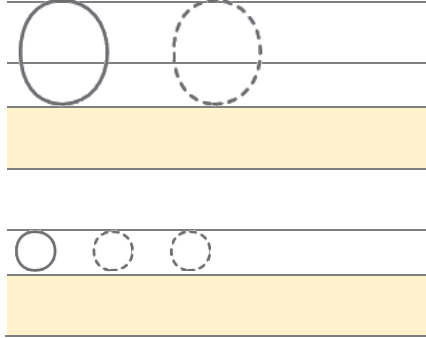
😊 Pronuncia O in due modi.



✎ Colora O.

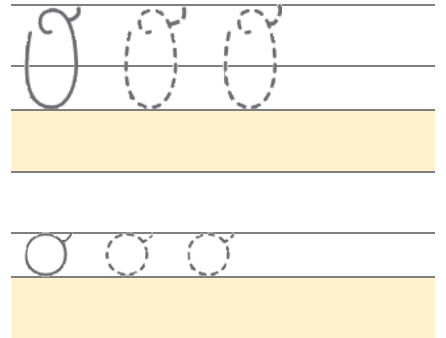


✎ Ricalca O in stampato maiuscolo e minuscolo.



✎ Continua sul quaderno tutta una pagina.

✎ Ricalca O in corsivo maiuscolo e minuscolo.



✎ Continua sul quaderno fino a diventare un campione di O.

😊 Leggi.

✎ Copia 3 volte.

✎ Circonda tutte le O.



OMAR TROVA UN TOPOLINO.

✎ Completa con la lettera O o o in stampato e leggi tante volte.



_R_L_GI_



T_R_



rs




cchi

✎ Completa con la lettera o in corsivo e leggi tante volte.



mbrell



s_le




vas_



t_p_

✍ Completa i nomi dei personaggi dei cartoni animati con la O in corsivo maiuscolo e leggi tante volte.

OLIVIA



_livia,



_rso,



_dette,




_belix.

_rso, _belix, _livia, _dette.


_dette, _livia, _belix, _rso.

✍ Completa i nomi dei personaggi dei cartoni animati con la O in corsivo maiuscolo e leggi tante volte.

OLIVIA



_livia,



_rso,



_dette,




_belix.

_rso, _belix, _livia, _dette.

_dette, _livia, _belix, _rso.

✍ Completa i nomi dei personaggi dei cartoni animati con la O in corsivo maiuscolo e leggi tante volte.

OLIVIA



_livia,



_rso,



_dette,



_belix.

_rso, _belix, _livia, _dette.

_dette, _livia, _belix, _rso.