


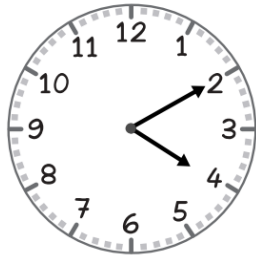
Storia: leggo l'ora e i minuti.

L'ORA E I MINUTI


 1. Osserva gli orologi e scrivi l'ora e i minuti. Segui l'esempio.



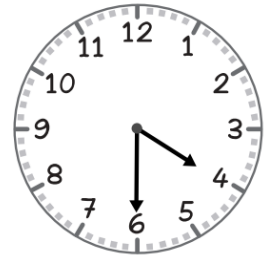
4 : 05




.....



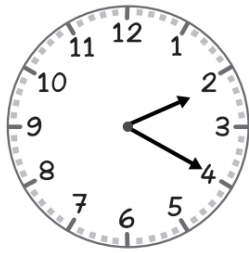
.....




.....




.....




.....




.....




.....



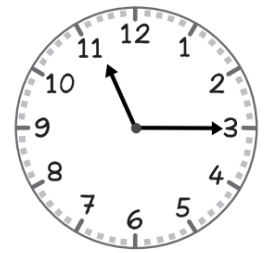
.....



.....

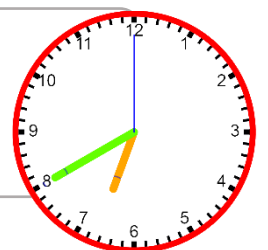



.....



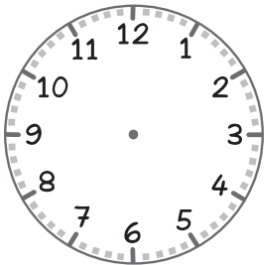
.....

Osserva bene un orologio nell'arco di un'ora. Noterai che più passano i minuti più la lancetta delle ore si avvicina all'ora successiva.




 2. Con il rosso per le ore e il blu per i minuti disegna le lancette che segnano le...

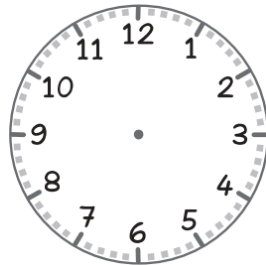
03 : 20



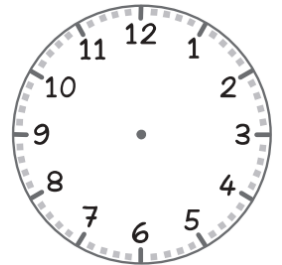
10 : 30



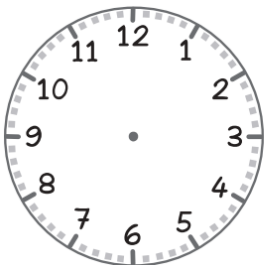
06 : 40




08 : 55




05 : 15



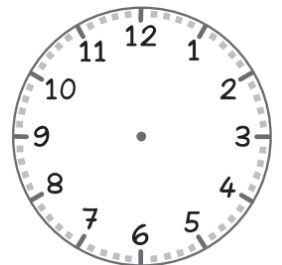
11 : 10



02 : 00




12 : 50




Attenzione! Ora il formato delle ore è con le 24 ore.


15 : 30




18 : 40




13 : 45




19 : 05




16 : 10



22 : 30



14 : 35



21 : 15

